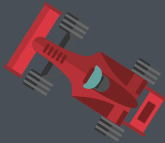


FUN FACTS

FORMULA ONE CARS ARE THE FASTEST RACING CARS IN THE WORLD, SPEEDING AROUND THE TRACKS AT UP TO SPEEDS OF 375 KM/HOUR (230 MPH).



©2019 DESIGNED BY PLAYSTEAM EDUCATION LIMITED, LONDON.
WEBSITE: WWW.PLAYSTEAM.COM EMAIL: INFO@PLAYSTEAM.COM ADDRESS: SUITE 35 - 36 THE DESIGNWORKS,
PARK PARADE, LONDON, NW10 4HT. MANUFACTURED BY HANGZHOU ZT MODEL COMPANY LIMITED. ADDRESS: NO 6
MINGDE RD., PUYAN, BINJIANG, HANGZHOU, CHINA.

LEARNING BOOKLET

Green Powered Grand Prix



WARNING:
CHOKING HAZARD - Small parts,
Not for children under 3 years.

AGES **5+**



WARNING MESSAGE

GENERAL WARNING

Before you begin, please read through the instructions together with your children. Make sure you understand the safety messages. Please keep the packaging and instructions, as they contain important information.

This kit is designed for children over 5 years of age.

CHOKING HAZARD - Small parts, not for children under 3 years.

Children should have parental supervision when assembling the product.

Please clean the product with a clean cloth when necessary.

PACKAGE CONTENTS



• Car frame module



• Stickers



• Front tires



• Helmet module



• Rear tires



• Front wing



• Body shell



• Car spoiler

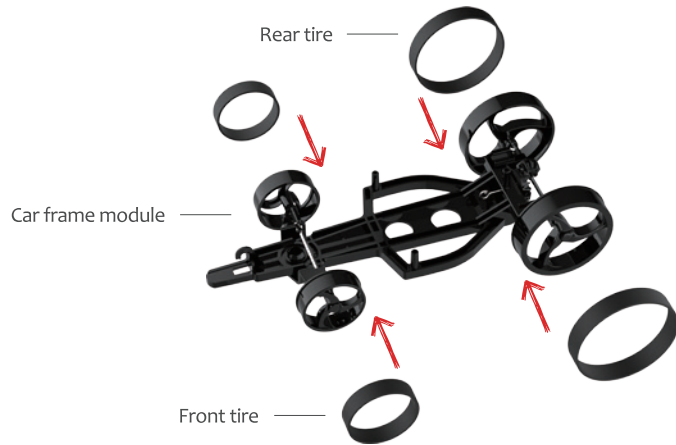


• Rubber band (1 spare)



Installation Steps

1. Stack the front and rear tires onto the front and rear wheel hubs as shown on the diagram.



2. Attach the rubber band into the steel tail hook and the front hook of the car frame.



2

3. Attach the front wing to the head of car frame.



4. Attach the car's body shell to the car frame.



5. Attach the car spoiler from the front to the back into the tail of the car frame.

3

6. Attach the helmet into the round hole of the body shell.



7. Apply stickers to the body for decoration.



Method of application


Method A

1. Drag the rear wheel backwards on the ground as shown on the diagram, and hold the rear wheel to stop it from turning. Repeat this three to five times.
2. Release your hand, and the race car will rapidly race forward.



Method B

Wind up the rear wheel clockwise with your index finger as shown on the diagram, ten to twenty circles. Hold the rear wheel to stop turning, put it on the ground smoothly and release it. The race car will rapidly race forward.





What does it do?

One of the most eco-friendly vehicles on Earth, the Green Powered Grand Prix is a race car powered by rubber band.




Discover the relationship between potential energy and kinetic energy with this easy-to-install science kit.





How does it work?

When we wind up the wheel, the rubber band stores energy. Scientists call that potential energy. When we release the racer, energy from the wound-up rubber band is transmitted to the wheels to create motion through a set of simple, yet efficient gears.



FUN FACTS

FUN FACTS 01



Driverless cars

are one of the mainstays of science fiction. Many technology companies are working on the autonomous car projects to bring this fantasy into reality.





➤ FUN FACTS '02

To state exactly who invented the automobile is a matter of opinion. It is commonly known that a German inventor, Karl Benz, created the first car with gasoline engine in **1885-1886**.